

Clarius®

Clarius® PLUS Medium

The Clarius® PLUS range of high performance White-Light LED illuminators are designed to provide class leading performance, long life and ultra low maintenance.

Incorporating the latest surface mount LED's with enhanced optical output and outstanding reliability, they deliver excellent night-time images.

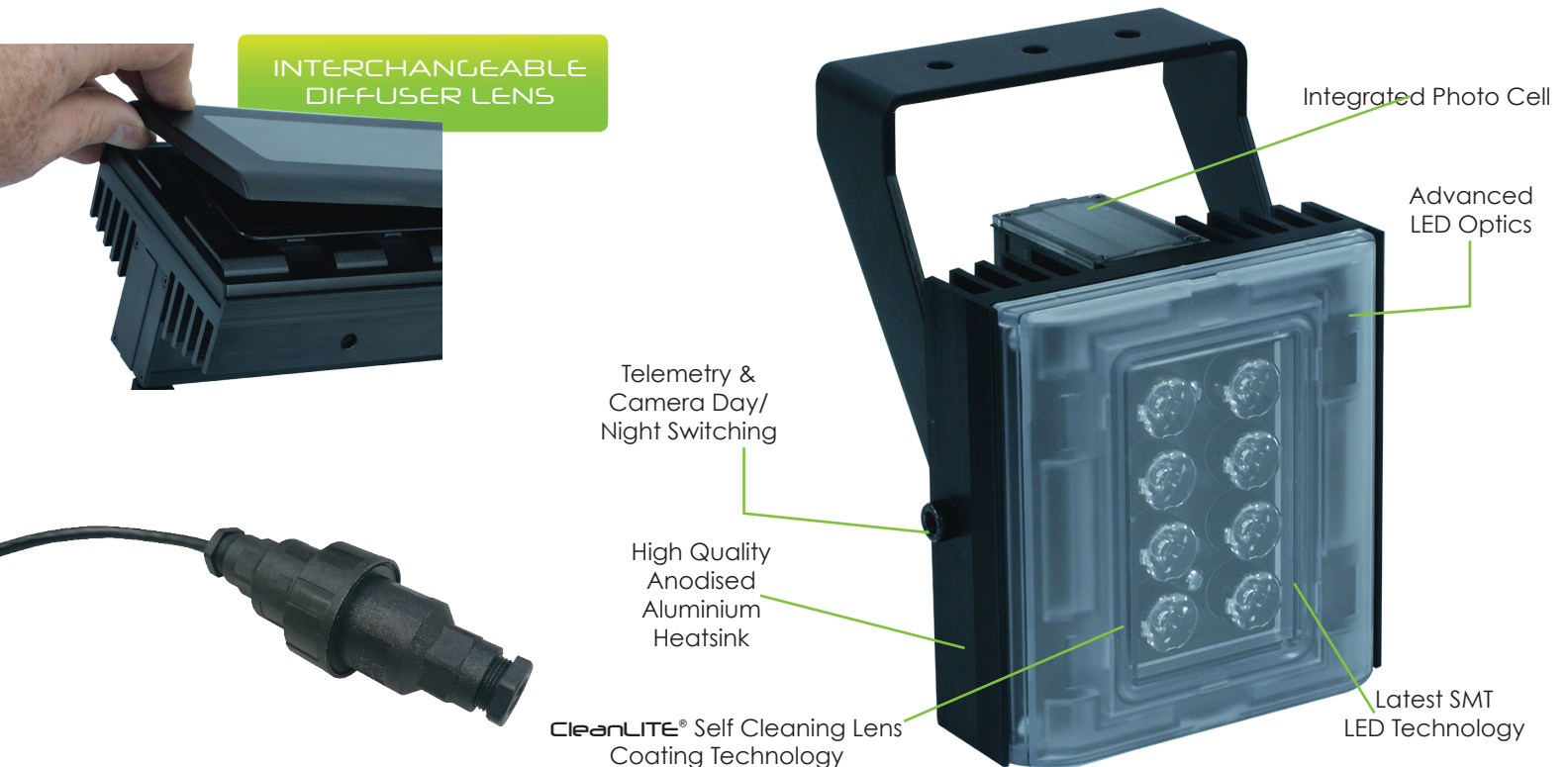
Each unit is fitted with integrated control circuitry to carefully control LED output, delivering consistent illumination and projected working life in excess of 10 years.

The Clarius® PLUS range of illuminators includes a new interchangeable lens diffuser system; which allows the user to quickly and easily alter the angle of illumination. Elliptical beam profiles allow more light to be delivered where it is needed, allowing both longer distances and minimising light wastage. The system also helps to prevent overexposure of foreground objects.

As standard the illuminator includes interchangeable lensing to deliver 10° circular, 20°, 30°, 60°, 80° and 95° elliptical beam profiles.

PRODUCT FEATURES

- WL Illuminator Designed To Provide Dedicated Lighting For IP Cameras Via PoE+ (Power Over Ethernet)
- Angle 10°, 20°, 30°, 60°, 80° & 95°
- Elliptical Beam Profiles
- Enable Network Infrastructure
- IEEE02at Compliant
- Latest SMT LED Technology
- Distances Up To 114m (374')
- IP66 Weather Proof Rating
- Built-in Photocell IR On/Off
- Photocell Following Contact
- Telemetry Input for Remote Switching
- **CleanLITE®** Self Cleaning Lens Coating Technology



SECTORS



RESIDENTIAL



COMMERCIAL



INDUSTRIAL



BORDERS



MILITARY BASES



PORTS



POWER PLANTS



HERITAGE



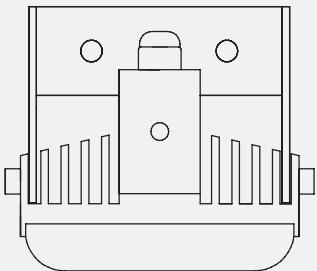
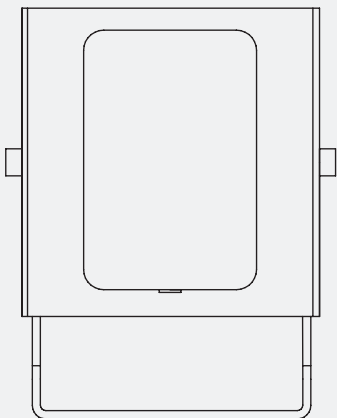
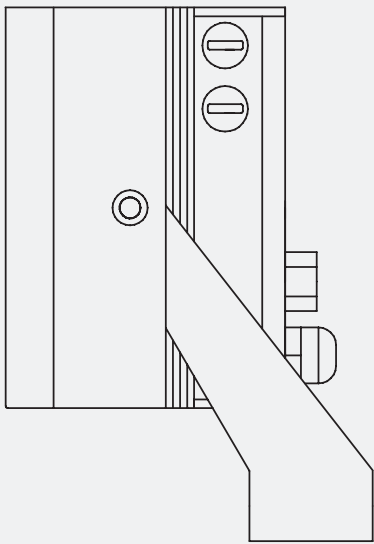
AIRPORTS



PRISONS

Product Code	Angle	Distance		FOV	
VM-CW-P	10° - Circular	114m	374'	20m	65'
	20° - Elliptical	76m	249'	27m	88'
	30° - Elliptical	67m	218'	36m	117'
	60° - Elliptical	48m	156'	55m	180'
	80° - Elliptical	38m	125'	64m	209'
	95° - Elliptical	29m	94'	62m	204'

TECHNICAL SPECIFICATIONS



GENERAL

Electronics	High Efficiency Surface Mount High Power LED's With Advanced Current Limited Integral Control Circuitry
Construction	Robust High Quality Aluminium Extrusion
Front Window	Polycarbonate High Transmission Protective (Vandal Proof) IR Filter with CleanLITE® Technology
Finish	Black Anodised
Power Cable	3m with RJ45 connector
Interface Connector	Photocell Following Contact & Remote Telemetry Input
Pressure Equalisation Vent	Prevents Thermal Expansion & Pressure Cycling
Photocell Illumination	Adjustable 20 -70 Lux
Operating Temperature	Adjustable 10% - 100%
Weight	-50° to 50°C (-58° to 122°F)
Mount	1.05Kgg (2.3lbs)
Dimensions	Powder Coated Stainless Steel Wall Mount 114 x 110 x 78mm (4.49" x 4.33" x 3.07")

ELECTRICAL

Power Over Ethernet Consumption	IEEE802.3af Compliant (PoE+) 26W
--	-------------------------------------

LIGHTING OUTPUT

Lumen Output	928lm
Wavelength	Visible Spectrum (400-750nm)
Colour Temperature	6500k
Colour Rendering Index	74-80+

CERTIFICATION

Safety	EN60598:2004	Electrical Safety
	EN60825-1	Laser Eye Safety
IP	IP66 In Accordance With EN60529;1992	
EMC	EN61000, FCC Part 15. 107 15. 108 Class B	
WEEE	Waste Electrical & Electronic Equipment European Directive 202/96/EC	
RoHS	Restriction Of Hazardous Substance European Directive 202/95/EC	

Please note GJD reserve the right to change the information within this document, without notice. **DSVM_P+-31-08-15**

www.gjd.co.uk | info@gjd.co.uk | +44 (0) 1706 363 998

Unit 2 Birch Business Park, Whittle Lane, Greater Manchester, Lancashire, OL10 2SX

