



D-TECT 2 Motion Detector

The D-TECT 2 is a BS8418 compliant, quad element PIR external movement detector, which can be used to control cameras, connect to alarm panels and communicate with GJD's lighting control systems.

The detector's quad PIR sensing module is equipped with two volt free and two negative switched outputs with a programmable beam range of up to 30m, avoiding boundary overspill and offering truly exceptional resistance to false alarms.



PRODUCT CODES

GJD300 D-TECT 2 (Silver Housing)

GJD300W D-TECT 2 (White Housing)

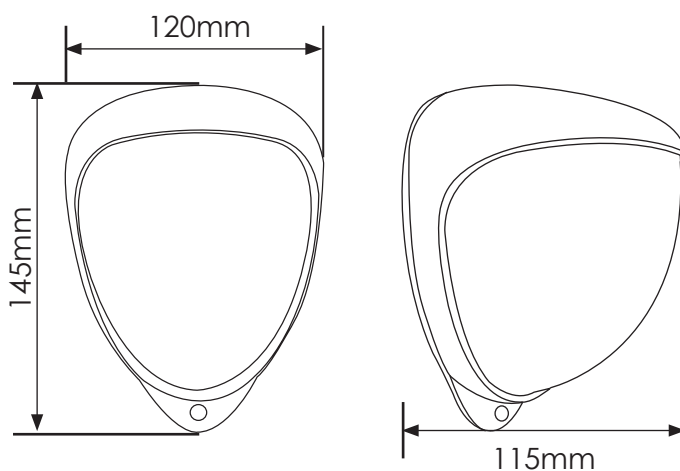
UNIQUE FEATURES

- Adjustable pan and tilt
- A conduit cable adaptor is available
- Engineer friendly features to ease cable terminations, set-up and servicing
- Covert sensor module

END USER BENEFITS

- Modern design
- Exceptional resistance to false alarms
- Easy to install and highly cost effective
- Robust zinc alloy metal housing
- Integral EOL resistors

DIMENSIONS



SECTORS



RESIDENTIAL



COMMERCIAL



INDUSTRIAL



BORDERS



MILITARY BASES



PORTS



POWER PLANTS



HERITAGE



AIRPORTS



PRISONS

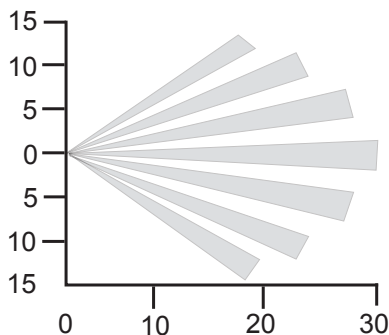
TECHNICAL SPECIFICATIONS

ACCESSORIES

GJD304W	Conduit Adaptor
GJD305	Pole Mount Bracket
GJD308	'D-Guard' Anti Vandal Cage
GJD380	Walk Tester

RANGE	Up to 30m programmable
COVERAGE	10° - 70° detection angle, 30m x 30m max
ADJUSTMENT	180° pan + 90° tilt, pan & tilt alignment markers
MOUNTING HEIGHT	Up to 6m (with range reduction) - Optimum 3m
FRESNEL LENS	28 zones for each Pyro pair
CUSTOMISED OPTICS	Double silicon shielded quad element eliminates 50,000 Lux of white light
INDICATORS	1 x Blue LED on detection
OUTPUTS	2 x volt-free, silent solid state magnetically immune 2 x neg. switched plus one common tamper (front and rear switches)
END OF LINE RESISTANCE (EOL)	Selectable from 1K, 2K2, 3K3, 4K7, 5K6, 6K8
POWER INPUT	9-24 V AC/DC
CURRENT	11 mA (12V nominal)
PULSE COUNT	1-3
WALK TEST	Output test mode with LED indication
OPERATING TEMP	-20°C to +55°C conformally coated electronics for increased stability
TEMP. COMPENSATION	Digital sensitivity adjustment
TIMER OPTIONS	2 to 60 seconds
LIGHT SENSING	Dusk (2 Lux) to 24 hour
HOUSING	High impact zinc alloy
PROTECTION RATING	IP65
DIMENSIONS	145 x 120 x 115 mm
WEIGHT	770g NET, 910g GROSS
CABLE <200M	Utilising all five outputs (incl. tamper) - 12 core 7/0.2mm
CABLE <500M	Utilising all five outputs (incl. tamper) - 12 core 16/0.2mm

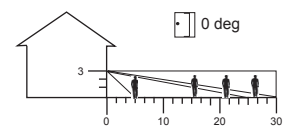
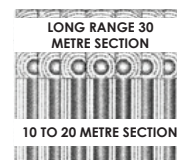
BEAM COVERAGE



BEAM PATTERN SET TO MAXIMUM RANGE

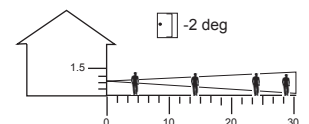
MULTI-BEAM OPTIMUM

HEIGHT 3 METRES
RANGE MAXIMUM
MODULE TILT 0 DEGREE



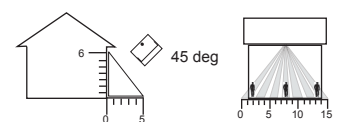
PET IMMUNITY

HEIGHT 1.5 METRES
RANGE MAXIMUM
MODULE TILT -2 DEGREE



CURTAIN COVERAGE

HEIGHT 6 METRES
RANGE MAXIMUM
MODULE TILT 45 DEGREE



www.gjdusa.com | info@lilin.us | (626) 739-1850

GJD USA Inc: 11836 Clark St, Arcadia, CA 91006, USA

GJD UK HQ: Unit 2 Birch Business Park, Whittle Lane, Heywood, Greater Manchester, OL10 2SX, UK